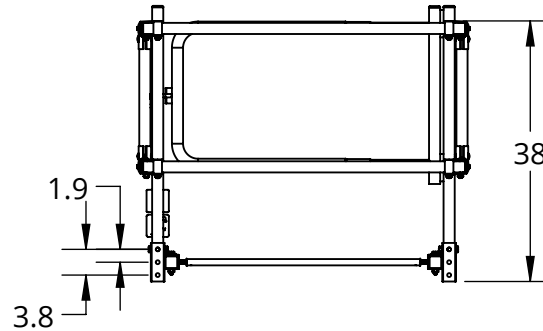
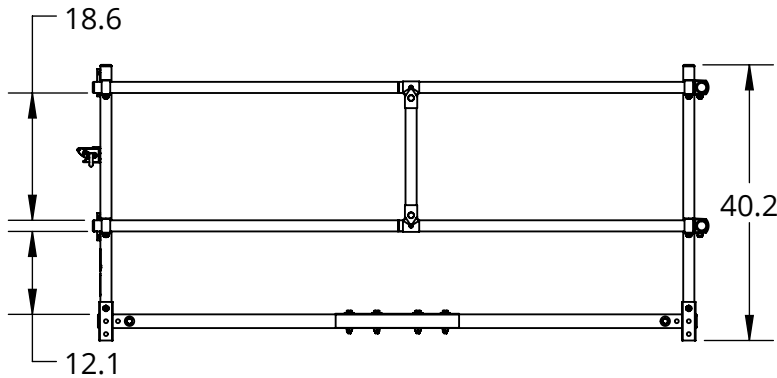
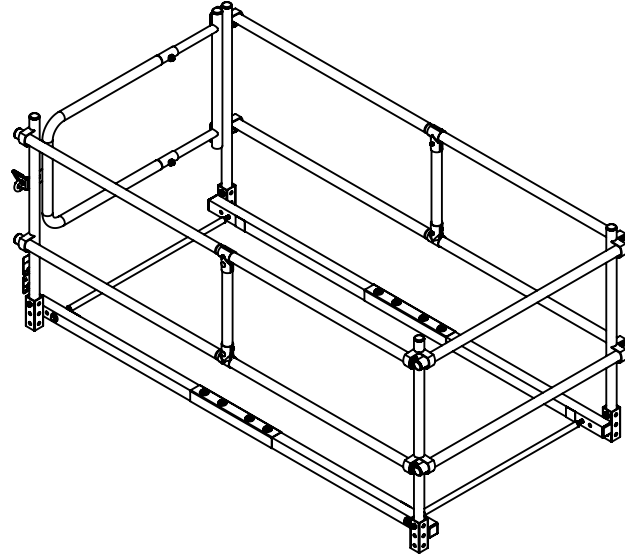
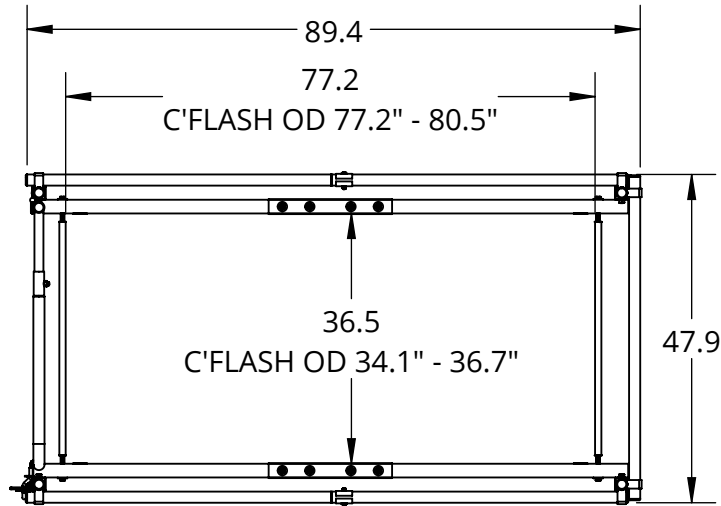


## ROOF ACCESSORIES - SAFETY RAILING, COMPRESSION SERIES - RSHWC

The OSHA compliant, patented compression series safety railing is ideal for existing roof hatches. It's designed to mount on the curb counterflashing with adjustable width and length to accommodate other manufacturer's designs. In addition, the overall height is adjustable to ensure code compliance.



### Specifications:

**Material:** 1-5/8" x .065" (16 gauge) galvanized steel tubing  
**Bracket Material:** 2x2x.048" (18 gauge) square galvanized steel tubing  
**Finish:** Yellow powder coat  
**Hinges:** Steel, adjustable spring hinges  
**Latch:** Steel, black powder coat pin hooks around gravity latch catch  
**Hardware:** Black Plastic Tubing caps and zinc plated steel hardware  
**Size:** Fits 32" x 72" (WxL) Roof Hatch, where W is hinged side. Gate exits on the Width

**Performance:** 200LBS with max 3" deflection per OSHA 1910.29. ANSI 1264.4

50 PLF (pounds per linear foot) per 2024 IBC 1607.9 (ASCE 7)

### Notes:

The compression series can be mounted under the counterflashing.

Install the corner posts using one of the three vertical bolt holes so the top rail is 42" above the walking surface, as required by OSHA 1910.29(b)(1) and 2024 IBC 1015.3.

**MODEL #:** RSHWC-6WY



800-554-6077

sales@activarcpg.com

www.activarcpg.com



Distributor:

Contractor:

Date:

Scale: 1:28

Pages: 1 OF 2

Project:

Approved By:

Architect:

Drawing #:

RSHWC-6WY-SUBMITTAL

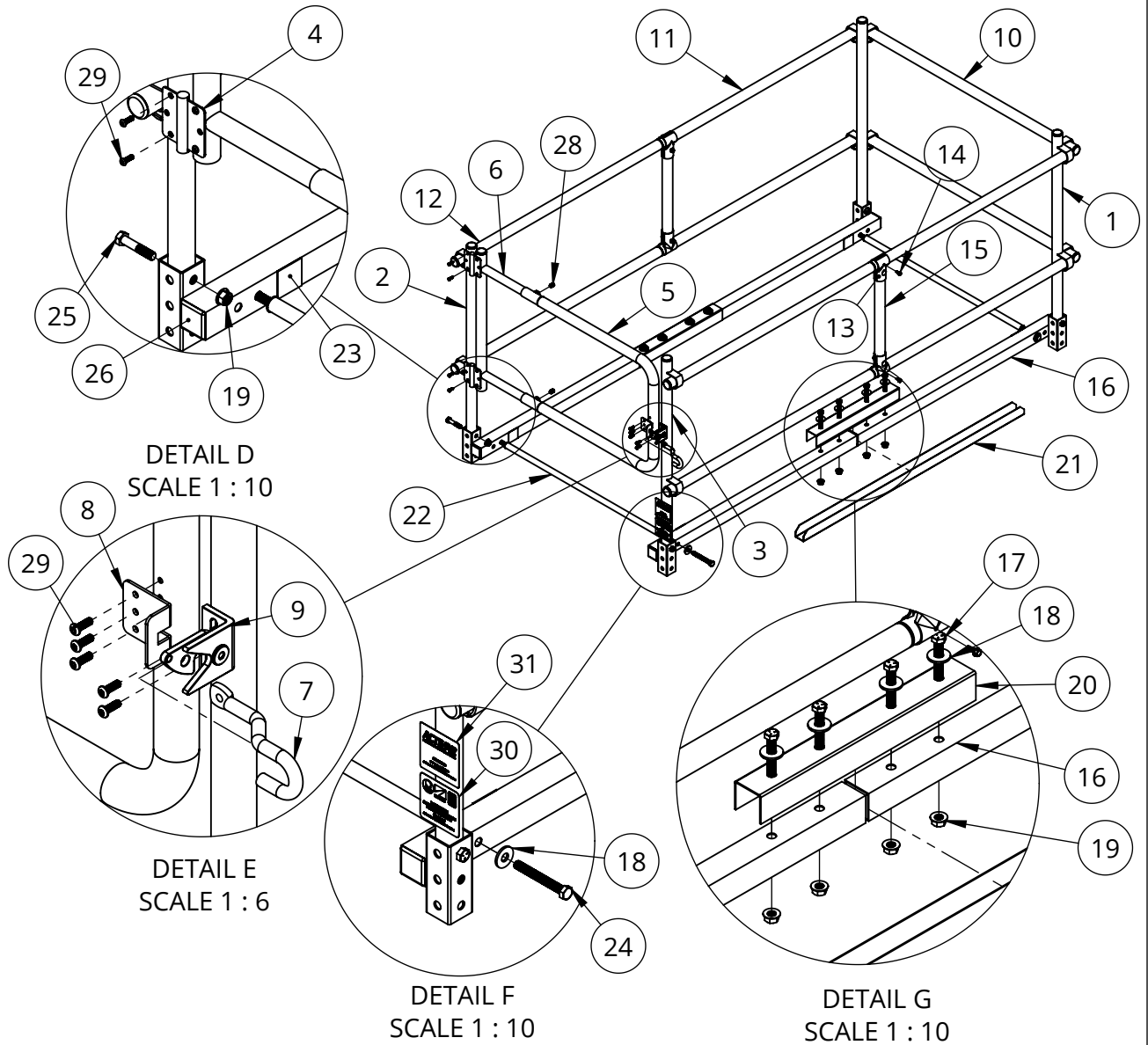
CANADA ONLY: 604-433-4243 info@maxammetal.com maxammetal.com

© 2023 Activar Construction Products Group, Inc.

THE INFORMATION CONTAINED IN THIS DRAWING IS THE SOLE PROPERTY OF ACTIVAR CONSTRUCTION PRODUCTS GROUP, INC. ANY REPRODUCTION IN PART OR AS A WHOLE WITHOUT WRITTEN PERMISSION IS PROHIBITED.

REV: A 10/9/2024

ITEM NO.	PART NUMBER	DESCRIPTION	QTY.
1	42845	POST, 4 LOOP ASSEMBLY	2
2	42849	POST, 2 LOOP ASSEMBLY HINGE SIDE	1
3	42852	POST, 2 LOOP ASSEMBLY LATCH SIDE	1
4	42863	HINGE, SPRING LOADED, 3-1/2"	2
5	42860	GATE, LATCH SIDE ASSEMBLY	1
6	43270	GATE, HINGE SIDE ASSEMBLY, SIZE 30"-48"	1
7	42864	LATCH PIN, BENT, RIGHT HAND REVERSE	1
8	42865	BRACKET, GATE LATCH	1
9	42866	LATCH CATCH	1
10	RS-PSX47	RAILING, 47"	2
11	RS-PSX43	RAILING, 43"	4
12	RS-PSX44-S1	RAILING, SINGLE SWEDGE, 44"	4
13	43550	CLAMP ASSEMBLY WITH HOLE, END RAIL, 1-5/8"	4
14	1FSE-XHH-0B140D-DS	SCREW, 1/4 X 3/4, HEX, SELF DRILLING	4
15	RS-PSX17C	RAILING, 17-1/2"	2
16	RS-CMA-43G-D	SQUARE TUBE ASSEMBLY, 43-3/8", COMPRESSION	4
17	1FSE-XHH-0C1303	BOLT, 1/2-13 X 3", HEX HEAD	8
18	1WZ050	WASHER, 1/2"	12
19	1FNE-XHFH-0C13	FLANGE NUT, 1/2"-13	12
20	43546	COMPRESSION, SLEEVE OUTSIDE BRK	2
21	43548	COMPRESSION, SLEEVE INSIDE BRK	2
22	RS-CME-34A	TUBE, 34", COMPRESSION	2
23	42871	BLACK GRIP TAPE	4
24	1FSE-XHH-0C1304	SCREW, 1/2-13 X 4, HEX HEAD	4
25	1FSSE-XHH-0C1302C-PT	BOLT, 1/2"-13 X 2-1/2", PARTIAL THRD	4
26	12P200	2.00" PLASTIC SQUARE INSERT	4
27	11P162	1-5/8" PLASTIC ROUND INSERT	17
28	1FSS8-HZ-0C130D	SET SCREW, 1/2"-13	14
29	1246	SCREW ROUND HEAD TORX 1/4-20X3/4 STEEL	13
30	JLMXDR-DECAL	DECAL "JL / MAXAM / DUR-RED" FOR ALL	1
31	LA-1017	DECAL, ACPG PATENTED LABEL	1



**MODEL #:** RSHWC-6WY



800-554-6077

sales@activarcpg.com

www.activarcpg.com

**Distributor:**

**Contractor:**

**Date:**

**Scale:** 1:16

**Pages:** 2 OF 2

**Project:**

**Approved By:**

**Architect:**

**Drawing #:**

RSHWC-6WY-SUBMITTAL