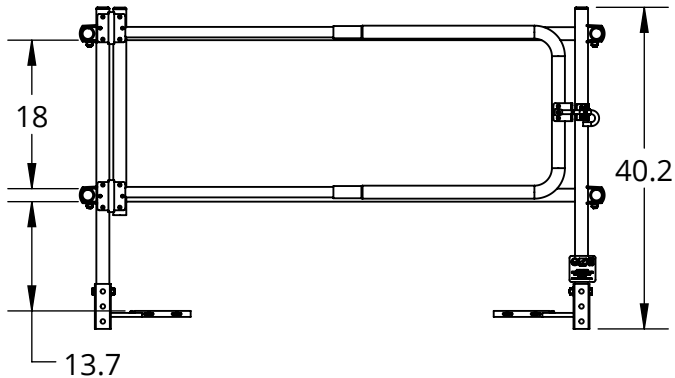
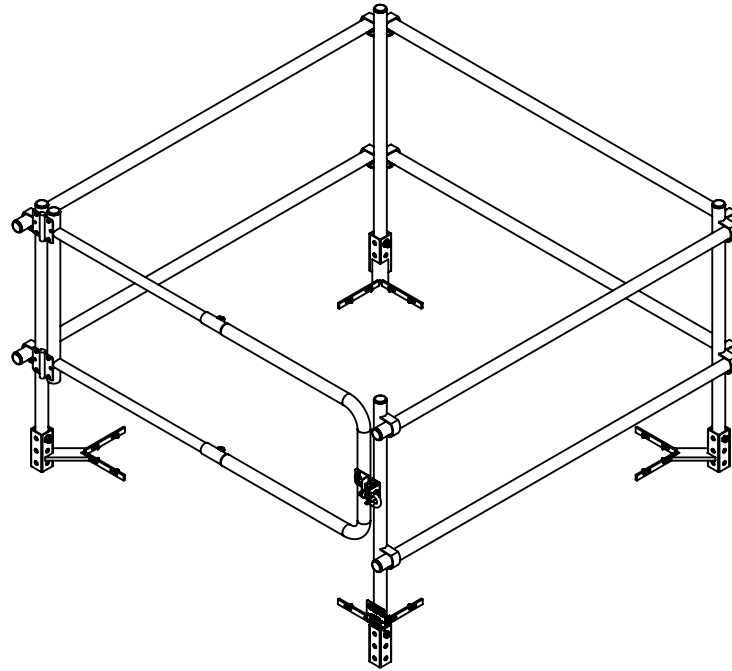
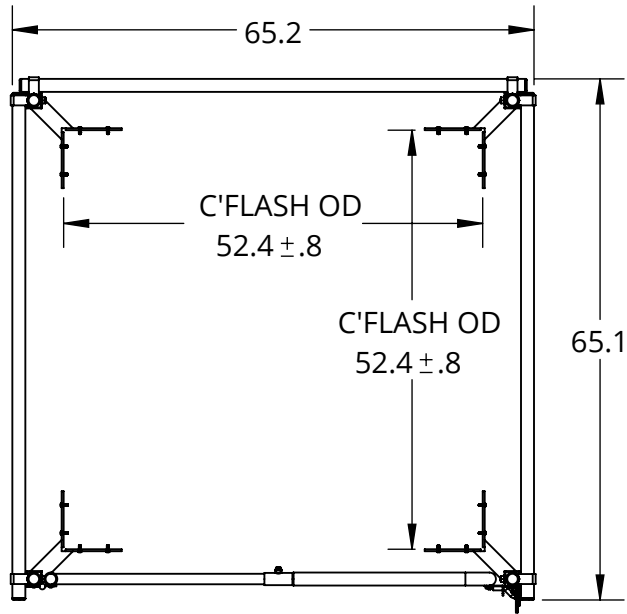


## ROOF ACCESSORIES - SAFETY RAILING, BOLT-ON SERIES - RSHWB

The OSHA compliant bolt-on series safety railing is ideal for new roof hatch installations. It's designed to bolt on the curb counterflashing and does not penetrate the curb protecting the integrity of the roof membrane. In addition, the overall height is adjustable to ensure code compliance.



### Specifications:

**Material:** 1-5/8" x .065" (16 gauge) galvanized steel tubing

**Bracket Material:** 2x2x.120" square galvanized steel tubing, 1/4" and 1/2" plate CRS

**Finish:** Yellow powder coat

**Hinges:** Steel, adjustable spring hinges

**Latch:** Steel, black powder coat pin hooks around gravity latch catch

**Hardware:** Black Plastic Tubing caps and zinc plated steel hardware

**Size:** Fits 48" x 48" (WxL) Roof Hatch, where L is hinged side. Gate exits on the Length

**Performance:** 200LBS with max 3" deflection per OSHA 1910.29, ANSI 1264.4

50 PLF (pounds per linear foot) per 2024 IBC 1607.9 (ASCE 7)

### Notes:

Install the corner posts in one of the three vertical bolt holes so the top rail is 42" above the walking surface, as required by OSHA 1910.29(b)(1) and 2024 IBC 1015.3.

**MODEL #:** RSHWB-5LY



800-554-6077

sales@activarcpg.com

www.activarcpg.com

Distributor:

Contractor:

Date:

Scale: 1:24

Pages: 1 OF 2

Project:

Approved By:

Architect:

Drawing #:

RSHWB-5LY-SUBMITTAL

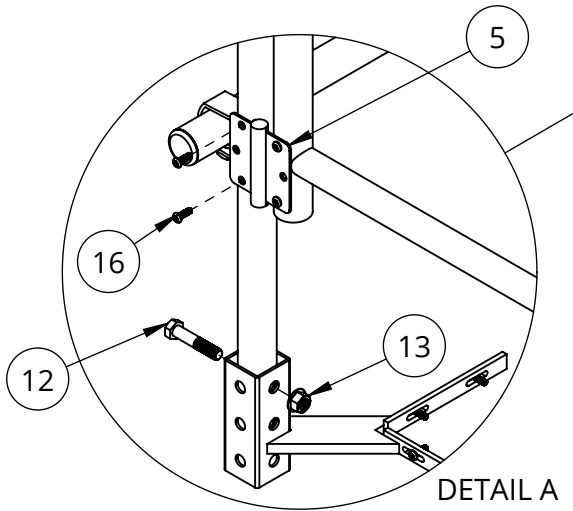
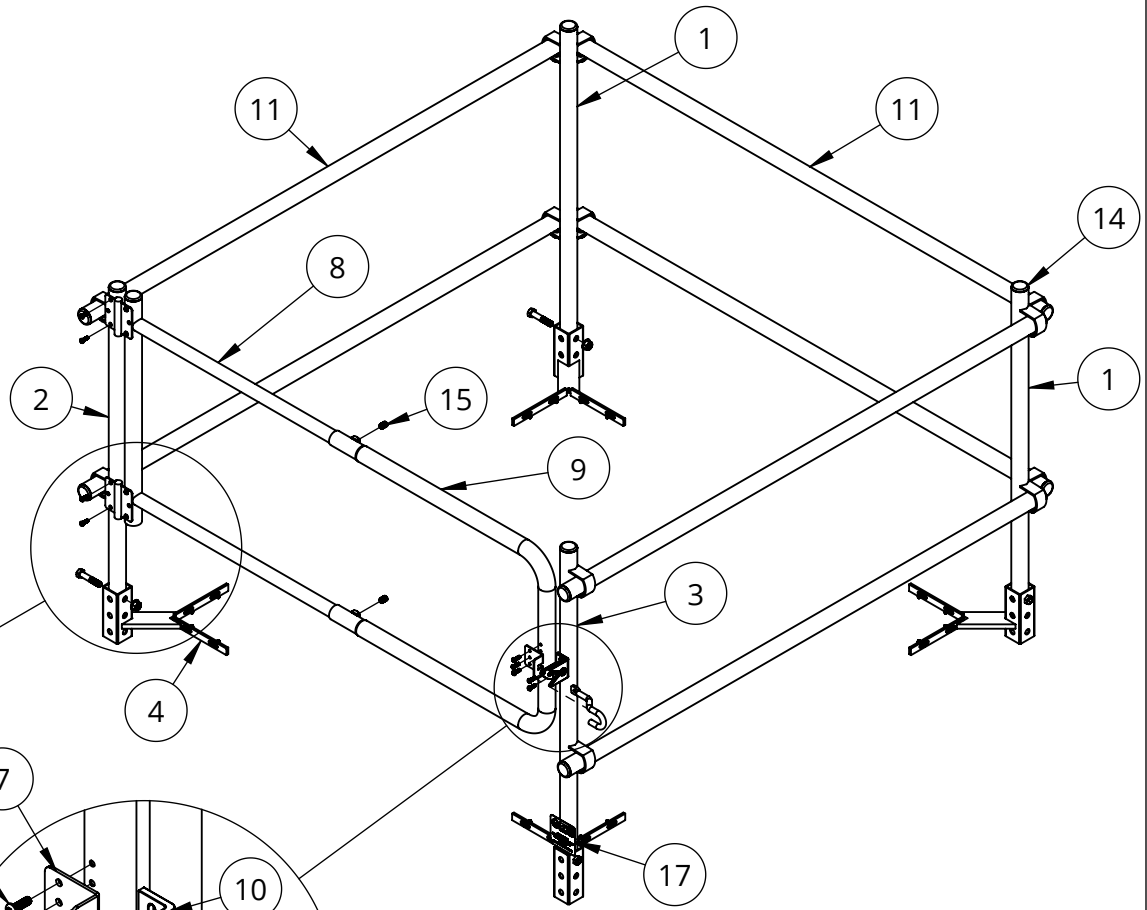
CANADA ONLY: 604-433-4243 info@maxammetal.com maxammetal.com

© 2023 Activar Construction Products Group, Inc.

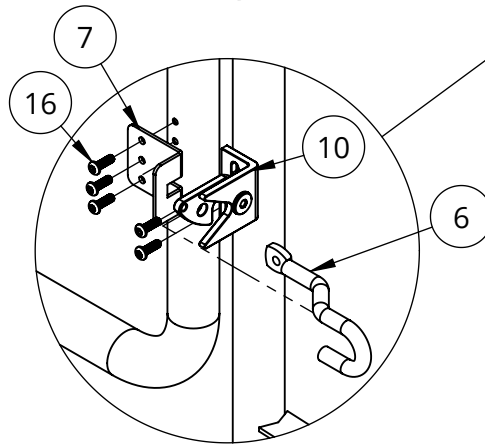
THE INFORMATION CONTAINED IN THIS DRAWING IS THE SOLE PROPERTY OF ACTIVAR CONSTRUCTION PRODUCTS GROUP, INC. ANY REPRODUCTION IN PART OR AS A WHOLE WITHOUT WRITTEN PERMISSION IS PROHIBITED.

REV: A 7/29/2024

| ITEM NO. | PART NUMBER          | DESCRIPTION                             | QTY. |
|----------|----------------------|---|------|
| 1        | 42845                | POST, 4 LOOP ASSEMBLY                   | 2    |
| 2        | 42849                | POST, 2 LOOP ASSEMBLY HINGE SIDE        | 1    |
| 3        | 42852                | POST, 2 LOOP ASSEMBLY LATCH SIDE        | 1    |
| 4        | 43227                | CORNER MOUNT, ASSEMBLY, BOLT ON         | 4    |
| 5        | 42863                | HINGE, SPRING LOADED, 3-1/2"            | 2    |
| 6        | 42864                | LATCH PIN, BENT, RIGHT HAND REVERSE     | 1    |
| 7        | 42865                | BRACKET, GATE LATCH                     | 1    |
| 8        | 43270                | GATE, HINGE SIDE ASSEMBLY, SIZE 30"-48" | 1    |
| 9        | 42860                | GATE, LATCH SIDE ASSEMBLY               | 1    |
| 10       | 42866                | LATCH CATCH                             | 1    |
| 11       | RS-PSX63             | RAILING, 63"                            | 6    |
| 12       | 1FSSE-XHH-0C1302C-PT | BOLT, 1/2"-13 X 2-1/2", PARTIAL THRD    | 4    |
| 13       | 1FNE-XHFH-0C13       | FLANGE NUT, 1/2"-13                     | 4    |
| 14       | 11P162               | 1-5/8" PLASTIC ROUND INSERT             | 17   |
| 15       | 1FSS8-HZ-0C130D      | SET SCREW, 1/2"-13                      | 14   |
| 16       | 1246                 | SCREW ROUND HEAD TORX 1/4-20X3/4 STEEL  | 29   |
| 17       | JLMXDR-DECAL         | DECAL "JL / MAXAM / DUR-RED" FOR ALL    | 1    |



DETAIL A  
SCALE 1 : 8



DETAIL B  
SCALE 1 : 6

**MODEL #:** RSHWB-5LY



800-554-6077  
sales@activarcpg.com  
www.activarcpg.com

|              |                     |
|--------------|---------------------|
| Distributor: | Project:            |
| Contractor:  | Approved By:        |
| Date:        | Architect:          |
| Scale: 1:18  | Pages: 2 OF 2       |
| Drawing #:   | RSHWB-5LY-SUBMITTAL |

CANADA ONLY: 604-433-4243 info@maxammetal.com maxammetal.com

© 2023 Activar Construction Products Group, Inc.

THE INFORMATION CONTAINED IN THIS DRAWING IS THE SOLE PROPERTY OF ACTIVAR CONSTRUCTION PRODUCTS GROUP, INC. ANY REPRODUCTION IN PART OR AS A WHOLE WITHOUT WRITTEN PERMISSION IS PROHIBITED.

REV: A 7/29/2024