

STEP 1: SELECT TYPE OF LETTERING & COLOR

- Etching:** A. Opaque Etching on Tempered Glass Opaque Etching on Laminated Glass
 B. Color-filled Lettering on Above Selection ▶ Red White Black None
- Engraving:** A. Engraving on Metal (Dull Finish) (Not Available on Painted, Brass, Bronze or #8 Stainless Steel Cabinets)
 B. Color-filled Lettering on Above Selection ▶ Red White Black None
- Silk Screen:** A. Applied to Door ▶ Red White Black (Not Available on Brass or Bronze Cabinets)
 B. Applied to Glazing ▶ Red White Black
- Custom Die Cut Vinyl Lettering:** A. Applied to Door ▶ Red White Black
 B. Applied to Glazing ▶ Red White Black
 (adhesive on face of letters)

Engraving on Stainless Steel (right)
 Engraving with Color-Fill (below)



Etched Lettering on Glass



STEP 2: SELECT LETTERING ORIENTATION & HEIGHT

- Vertical Horizontal Horizontal on Multiple Lines Ascending (see example at right)
 Lettering Height in Inches

STEP 3: SELECT POSITIONING OF LETTERING ON DOOR ON PAGE 2

STEP 4: SELECT TEXT *Note: Multiple Lines Will be Spaced 1/2 Letter Height Apart*

- Fire Extinguisher Fire Blanket Fire Department Valve Fire Department Hose Fire Hose
 Standard "Fire Extinguisher" Silk Screen Lettering 1" x 3/4" Vertical Letters 18" Length Overall
 Custom Lettering Line 1: _____
 Line 2: _____
 Line 3: _____
 Custom Graphics: Please Contact Customer Service to Send Graphic Files Such as Company Logos
 or Symbols.
 Alternate Fonts to those shown in Photos on this page (Arial): _____
 (Please contact customer service)

FIRE EXTINGUISHER



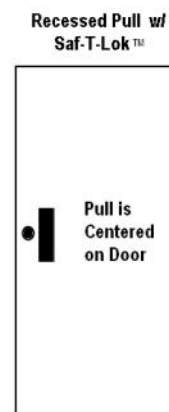
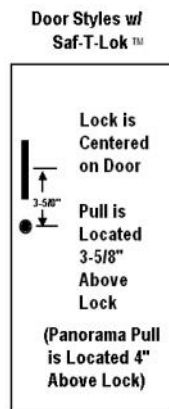
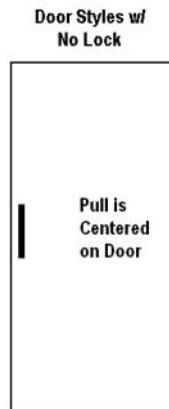
**Silk Screen
 Lettering On Door**



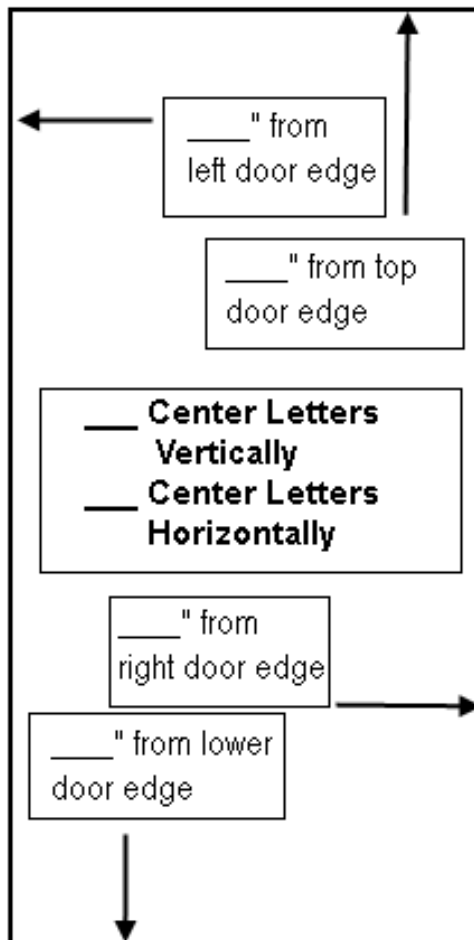
**Silk Screen
 Lettering On Glazing**

	Distributor:	Quantity:
	Contractor:	Approved By:
	Model #:	Architect:
	Project:	Date: © 2020 Activar Construction Products Group, Inc
HEADQUARTERS: 9702 NEWTON AV S, BLOOMINGTON, MN 55431 PH: 800-554-6077 EMAIL: SALES@ACTIVARCPG.COM WWW.ACTIVARCPG.COM MANUFACTURING: COMMERCE, CA & BLOOMINGTON MN • WAREHOUSES: SEE MULTIPLE US WAREHOUSE LOCATIONS ON WEBSITE 8/19/2020		

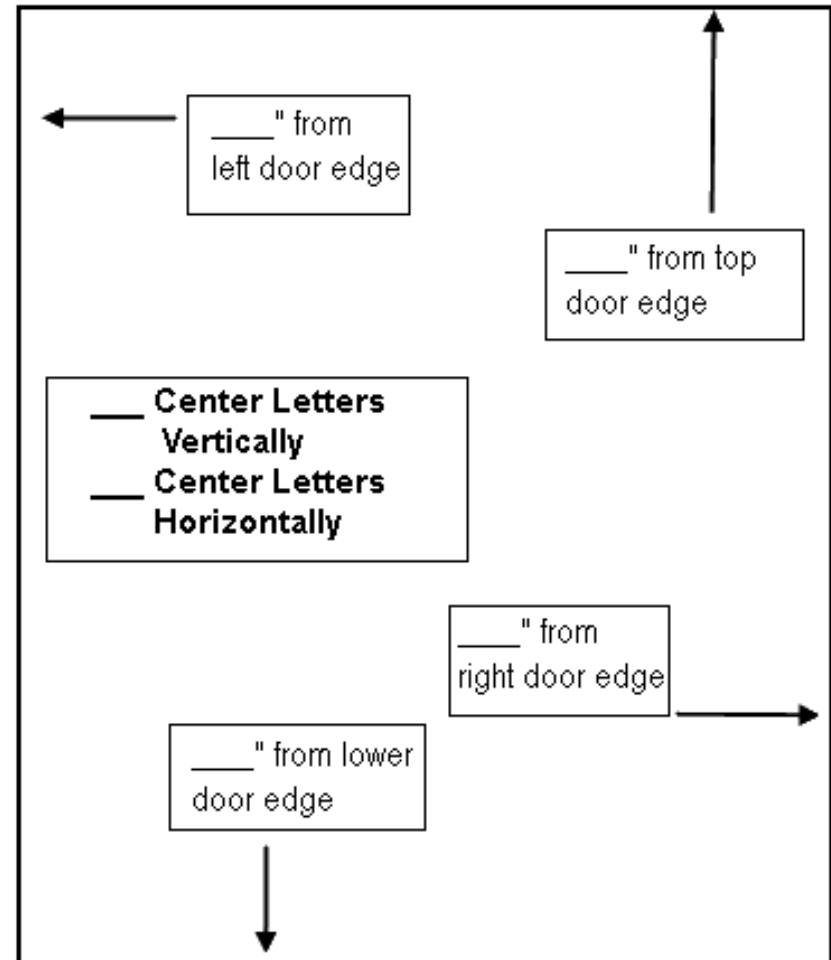
LOCATION OF DOOR PULL:



STEP 3: SELECT POSITIONING OF LETTERING ON DOOR BELOW AND DOOR SIZE BELOW:



EXTINGUISHER CABINET



VALVE & HOSE CABINET
AED CABINET

_____ " DOOR WIDTH	_____ " DOOR HEIGHT
--------------------	---------------------

Approved By: _____ Dated: _____